

Holding of specified securities (Statement Showing Shareholding Pattern)

1. **Name of Listed Entity : ANGLO FRENCH DRUGS & INDUSTRIES LIMITED**


2. Scrip Code / Name of Scrip / Class of Security / EQUITY

3. Share Holding Pattern Filed under: Reg. 31(1)(a) / Reg. 31(1)(b) / Reg.31(1)(c)
 a. If under 31(1)(b) then indicate the report for Quarter ending 30-Sep-2016
 b. If under 31(1)(c) then indicate date of allotment/extinguishment

4. Declaration: The Listed entity is required to submit the following declaration to the extent of submission of information:-

Particulars	Yes*	No*
1 Whether the Listed Entity has issued any partly paid up shares?		NO
2 Whether the Listed Entity has issued any Convertible Securities or Warrants?		NO
3 Whether the Listed Entity has any shares against which depository receipts are issued?		NO
4 Whether the Listed Entity has any shares in locked-in?		NO
5 Whether any shares held by promoters are pledge or otherwise encumbered?		NO

5. The tabular format for disclosure of holding of specified securities is as follows:-




R. Srinivas

Table I

Table I - Summary Statement holding of specified securities

Category (i)	Category of Shareholder (ii)	Nos. of Shareholders (iii)	No. of fully paid up equity shares held (iv)	No. of Partly paid up equity shares held (v)	No. of underlying Depository Receipts (vi)	Total nos. shares held (vii) = (iv)+(v)+(vi)	Shareholding as a % of total no. of shares (calculated as per SCRR, 1957) (viii) As a % of (A+B+C2)	Number of Voting Rights held in each class of securities (ix)			No. of Shares Underlying convertible securities (including Warrants) (x)	Shareholding as a % assuming full conversion of convertible securities (as a percentage of diluted share capital) (xi) = (vii)-(x) As a % of (A+B+C2)	Number of Locked in shares (xii)		Number of Shares pledged or otherwise encumbered No. (a)	As a % of total Shares held (b)	Number of equity shares held in dematerialized form (xiv)
								Class eg: X	Class eg: Y	Total			As a % of total Shares held (b)	As a % of total Shares held (b)			
	PROMOTER & PROMOTER GROUP	7	705395	0	0	705395	60.679	0	0	0	0	0	0	0	0	701695	
	PUBLIC	2430	457105	0	0	457105	35.321	0	0	0	0	0	0	0	0	326355	
	NON PROMOTER- NON PUBLIC	0	0	0	0	0	0	0	0	0	0	0	0	0	0	0	
	SHARES UNDERLYING DRG SHARES HELD BY EMPLOYEE TRUSTS	0	0	0	0	0	0	0	0	0	0	0	0	0	0	0	
	Total	2497	1162500	0	0	1162500	100	0	0	0	0	0	0	0	0	1028050	




Amulya

Table II - Statement showing shareholding pattern of the Promoter and Promoter Group

Category & Name of the Shareholders (i)	PAN (ii)	Nos. of Shareholder (iii)	No. of fully paid up equity shares held (iv)	Partly paid-up equity shares held (v)	No. of underlying Depository Receipts (vi)	Total nos. shares held (vii) = (iv) + (v) + (vi)	Shareholding % calculated as per SCRR, 1957 (A+B+C2) (viii)	Number of Voting Rights held in each class of securities (ix)			No. of Shares Underlying Outstanding convertible securities (including Warrants) (x)	Shareholding as a % of full conversion of convertible securities (as a percentage of diluted share capital) (xi) = (vii) * (x) as a % of A+B+C2	Number of Locked-in shares (xii)	Number of Shares pledged or otherwise encumbered (xiii)	Number of equity shares held in dematerialized form (xiv)
								No. of Class X	No. of Class Y	Total					
1. INDIAN individuals/Hindu undivided Family		7	705395	0	0	705395	60.679	0	0	0	0	0	0	0	701695
a. 1 ABHAY KANORIA	AACTA6111C		349725	0	0	349725	30.084	0	0	0	0	0	0	0	349725
2 PALLAVI KANORIA	AAFPK5315D		351970	0	0	351970	30.277	0	0	0	0	0	0	0	351970
3 BINOD KUMAR KANORIA	ADTPK1922B		200	0	0	200	0.017	0	0	0	0	0	0	0	200
4 BINOD KUMAR KANORIA HUF	AAAHB2939M		200	0	0	200	0.017	0	0	0	0	0	0	0	200
5 PRABHA DEVI KANORIA	AAOPM0991Q		600	0	0	600	0.052	0	0	0	0	0	0	0	600
6 BINOD KUMAR KANORIA	ADTPK1922B		2650	0	0	2650	0.228	0	0	0	0	0	0	0	2650
7 ABHAY KANORIA FAMILY TRUST	AACTA6111C		50	0	0	50	0.004	0	0	0	0	0	0	0	50
Central Government/ State Government(s)/ Financial Institutions/ Banks		0	0	0	0	0	0	0	0	0	0	0	0	0	0
ANY OTHER BODIES CORPORATE		0	0	0	0	0	0.000	0	0	0	0	0	0	0	0
Sub-Total (A)(1)		7	705395	0	0	705395	60.679	0	0	0	0	0	0	0	701695
FOREIGN Individuals (Non-Resident Individuals)/ Foreign Government/ Institutions/ Foreign Portfolio Investor/ ANY OTHER		0	0	0	0	0	0	0	0	0	0	0	0	0	0
Sub-Total (A)(2)		0	0	0	0	0	0.000	0	0	0	0	0	0	0	0
Total Shareholding of Promoter and Promoter Group (A) = (A)(1)+(A)(2)		7	705395	0	0	705395	60.679	0	0	0	0	0	0	0	701695

Details of Shares which remain unclaimed may be given here along with details such as number of shareholders, outstanding shares held in dematerialized suspense account, voting rights which are frozen etc.



Handwritten signature

Table III

Table III - Statement showing shareholding pattern of the Public shareholder

Category & Name of the Shareholders (i)	PAN (ii)	Nos. of Shareholder (iii)	No. of fully paid up equity shares held (iv)	Partly paid-up equity shares held (v)	No. of shares underlying Depository Receipts (vi)	Total nos. shares held (VII = V + VI)	Shareholding % calculated as per SCRR, 1957 As a % of (A+B+C2) (viii)	Number of Voting Rights held in each class of securities (ix)			No. of Shares Underlying Outstanding convertible securities (including Warrants) (x)	Total Shareholding as a % assuming full conversion of convertible securities (as a percentage of diluted share)	Number of Locked in shares (xii)	Number of Shares pledged or otherwise encumbered (xiii)		Number of equity shares held in dematerialized form (xiv)
								No. of Class X	No. of Class Y	Total as a % of Total Voting rights (x)				No. (a)	As a % of total Shares held (b)	
1. INSTITUTIONS																
a. Mutual Funds/ Names:		1	150	0	0	150	0.01	0	0	0	0	0	0	NA	0	0
b. Venture Capital Funds		0	0	0	0	0	0.00	0	0	0	0	0	0	NA	0	0
c. Alternate Investment Funds		0	0	0	0	0	0.00	0	0	0	0	0	0	NA	0	0
d. Foreign Venture Capital Investors		0	0	0	0	0	0.00	0	0	0	0	0	0	NA	0	0
e. Foreign Portfolio Investors		0	0	0	0	0	0.00	0	0	0	0	0	0	NA	0	0
f. Banks		0	0	0	0	0	0.00	0	0	0	0	0	0	NA	0	0
g. Insurance Companies		4	210000	0	0	210000	18.06	0	0	0	0	0	0	NA	0	210000
Names:																
LIFE INSURANCE CORPORATION OF INDIA	AAACL0582H		90000	0	0	90000	7.74	0	0	0	0	0	0			90000
GENERAL INSURANCE CORPORATION OF INDIA	AAACG0015N		45000	0	0	45000	3.87	0	0	0	0	0	0			45000
NATIONAL INSURANCE COMPANY LTD	AAACN9967E		37500	0	0	37500	3.23	0	0	0	0	0	0			37500
THE NEW INDIA ASSURANCE COMPANY LTD	AAACN4165C		37500	0	0	37500	3.23	0	0	0	0	0	0			37500
Provident Funds/ Pension Funds/ ANY OTHER		0	0	0	0	0	0.00	0	0	0	0	0	0	NA	0	0
h. CENTRAL GOVERNMENT/ STATE GOVERNMENT(S)		0	0	0	0	0	0.00	0	0	0	0	0	0	NA	0	0
i. FOREIGN INSTITUTIONAL INVESTORS		0	0	0	0	0	0.00	0	0	0	0	0	0	NA	0	0
FOREIGN FINANCIAL INSTITUTIONS		0	0	0	0	0	0.00	0	0	0	0	0	0	NA	0	0
Sub-Total (B)(1)		5	210150	0	0	210150	18.08	0	0	0	0	0	0			210000
Central Government/ State Government(s)/ President of India		0	0	0	0	0	0.00	0	0	0	0	0	0	NA	0	0
Sub-Total (B)(2)		0	0	0	0	0	0.00	0	0	0	0	0	0			0

Handwritten signature





Table III

3. NON-INSTITUTIONS												
a. INDIVIDUALS -												
i. Individual shareholders holding nominal share capital up to Rs. 2 lakhs.												
	2437	184660	0	0	184660	15.88	0	0	0	0	0	83350
ii. Individual shareholders holding nominal share capital in excess of Rs. 2 lakhs.												
	0	0	0	0	0	0.00	0	0	0	0	0	NA
b. NBF-Cs registered with RBI												
	0	0	0	0	0	0.00	0	0	0	0	0	NA
c. Employee Trusts Overseas Depositories (holding DRs) (balancing figure)												
	0	0	0	0	0	0.00	0	0	0	0	0	NA
d. ANY OTHER												
	24	59250	0	0	59250	5.10	0	0	0	0	0	54850
e. BODIES CORPORATE												
Names:												
		47650	0	0	47650	4.10	0	0	0	0	0	47650
RELANCE NET LIMITED												
TRUSTS												
DIRECTOR & THEIR RELATIVES												
FOREIGN NATIONALS												
NON RESIDENT INDIANS												
CLEARING MEMBERS												
HINDU UNDIVIDED FAMILIES												
	18	2620	0	0	2620	0.23	0	0	0	0	0	2620
OTHERS												
	0	0	0	0	0	0.00	0	0	0	0	0	0
FOREIGN CORPORATE BODIES												
ESOPs/ ESOS/ESPs EMPLOYEE												
SHARE HOLDERS												
	2485	246955	0	0	246955	21.24	0	0	0	0	0	115335
Sub-Total (B)(3)												
Total Public Shareholding												
(B) = (B)(1)+(B)(2)+(B)(3)												
	2490	457105	0	0	457105	39.32	0	0	0	0	0	326355

Details of the shareholders acting as persons in Concert including their Shareholding (No. and %):

Details of Shares which remain unclaimed may be given here along with details such as number of shareholders, outstanding shares held in demat/unclaimed suspense account, voting rights which are frozen etc.




Handwritten signature

Table IV

Table IV - Statement showing shareholding pattern of the Non Promoter- Non Public shareholder

Category & Name of the Shareholders (i)	PAN (ii)	Nos. of Shareholder (iii)	No. of fully paid up equity shares held (iv)	Partly paid-up equity shares held (v)	No. of shares underlying Depository Receipts (vi)	Total nos. shares held (VII = IV + V + VI)	Share-holding % calculated as per SCRR, 1957 As a % of (A+B+C2) (viii)	Number of Voting Rights held in each class of securities (ix)			No. of Shares Underlying Outstanding convertible securities (including Warrants) (x)	Total Share-holding as a % assuming full conversion of convertible securities (as a percentage of diluted share capital)	Number of Locked in shares (xi)		Number of Shares pledged or otherwise encumbered (xii)		Number of equity shares held in dematerialized form (xiv)
								Class X	Class Y	Total			No. (a)	As a % of total Shares held (b)	No. (a)	As a % of total Shares held (Not applicable) (b)	
1. Custodian/DR Holder Employee Benefit Trust (under SEBI (Share based Employee Benefits) Regulations, 2014)		0	0	0	0	0	0	0	0	0	0	0	0	0	0	0	0
2. Total Non-Promoter- Non Public Shareholding (C)=(1)+(C)(2)		0	0	0	0	0	0	0	0	0	0	0	0	0	0	0	0



Ranjit